



LINE DATA

/SPICE

DE Information Leinendaten

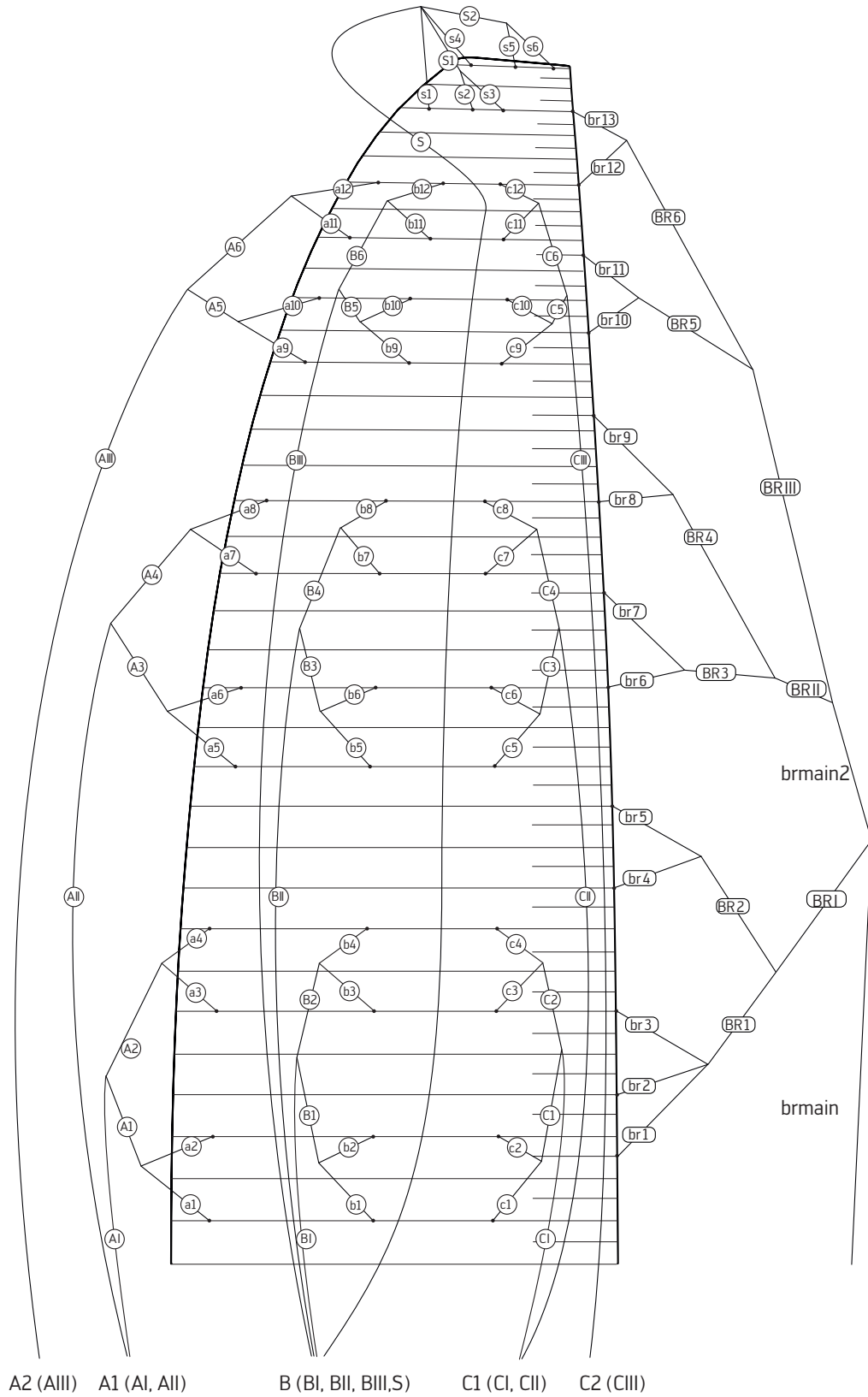
Grundsätzlich wird für Gleitschirmchecks und Leinenvermessungen empfohlen, ein von skywalk zertifiziertes Checkcenter aufzusuchen. Nur dann kann garantiert werden, dass die Überprüfung nach Herstellervorgaben erfolgt.

Da das Klima, die Belastung sowie die Handhabung einen erheblichen Einfluss auf die Alterung des Gleitschirms haben, dienen die bereitgestellten Daten als Hilfestellung, ersetzen aber keineswegs einen fachkundigen Check. Des Weiteren ist es äußerst schwierig, ohne Vorkenntnisse eine verlässliche und reproduzierbare Gleitschirmvermessung durchzuführen.

EN Information line data

For paraglider inspections and line measurements, it is recommended to visit a check center certified by skywalk. This is the only way to guarantee that the inspection is carried out according to the manufacturer's specifications.

Because the climate, the load, and the handling have considerable influence on the aging of the paraglider, the data provided serves as an aid, but in no way replaces an expert inspection. Furthermore, it is extremely difficult to perform a reliable and reproducible paraglider measurement without prior experience.

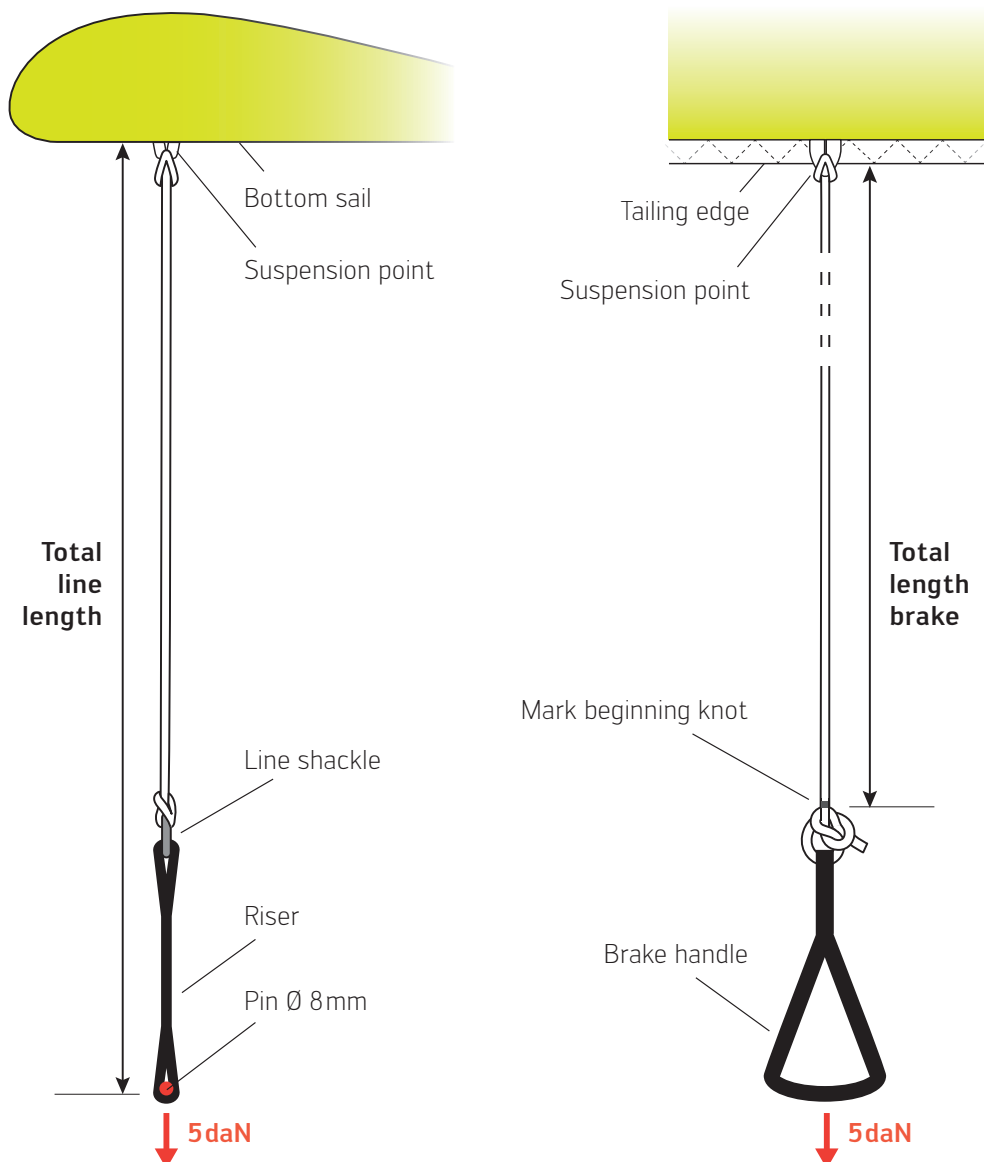


DE Anweisung Leinenvermessung Gesamtleinenlänge

- Die Vermessung der Gesamtleinenlängen erfolgt inklusive Tragegurte und bis zum Untersegel.
- Leinen werden grundsätzlich unter einer Last von 5daN gemessen.
- Bei Motortragegurten erfolgt die Messung ohne betätigten Trimmer bzw. bei vollständig geschlossenem Trimmer, sprich alle Leinenschlösser befinden sich auf selber Höhe.
- Der Bolzendurchmesser für die Vermessung beträgt 8mm.
- Die Bremsleine wird vom Knoten am Bremsgriff bis zum Untersegel (inkl. Raffsystem) gemessen.

EN Instructions for line measurement total line length

- The measurement of the total line lengths is done including risers and up to the lower sail.
- Lines should always measured under a load of 5daN.
- In the case of risers for powered paragliders, the measurement is carried out without the trimmer activated or with the trimmer fully closed, i.e. all line shackles are at the same height.
- The pin diameter for the measurement is 8mm.
- The brake line is measured from the knot at the brake handle to the lower sail (incl. gathering system).



Size XXS

A	Nom
a1	7286
a2	7230
a3	7202
a4	7215
a5	7167
a6	7113
a7	7053
a8	7038
a9	6865
a10	6773
a11	6694
a12	6658

B	Nom
b1	7208
b2	7151
b3	7122
b4	7136
b5	7094
b6	7043
b7	6989
b8	6977
b9	6801
b10	6718
b11	6641
b12	6602

C	Nom
c1	7280
c2	7223
c3	7195
c4	7210
c5	7166
c6	7115
c7	7061
c8	7049
c9	6873
c10	6788
c11	6691
c12	6637

S	Nom
s1	6518
s2	6478
s3	6511
s4	6432
s5	6432
s6	6471

BRAKE	Nom
br1	7158
br2	6971
br3	6953
br4	6969
br5	7021
br6	7052
br7	6875
br8	6772
br9	6764
br10	6669
br11	6572
br12	6525
br13	6547

Size XS

A	Nom
a1	7459
a2	7402
a3	7375
a4	7389
a5	7338
a6	7283
a7	7223
a8	7208
a9	7032
a10	6937
a11	6857
a12	6820

B	Nom
b1	7381
b2	7323
b3	7294
b4	7309
b5	7273
b6	7222
b7	7167
b8	7156
b9	6965
b10	6880
b11	6801
b12	6762

C	Nom
c1	7464
c2	7406
c3	7378
c4	7394
c5	7352
c6	7300
c7	7245
c8	7233
c9	7039
c10	6952
c11	6854
c12	6799

S	Nom
s1	6676
s2	6634
s3	6668
s4	6588
s5	6588
s6	6628

BRAKE	Nom
br1	7498
br2	7281
br3	7208
br4	7187
br5	7208
br6	7232
br7	7050
br8	6945
br9	6936
br10	6839
br11	6739
br12	6692
br13	6714

Size S

A	Nom
a1	7690
a2	7632
a3	7604
a4	7619
a5	7568
a6	7512
a7	7449
a8	7434
a9	7254
a10	7157
a11	7073
a12	7036

B	Nom
b1	7608
b2	7549
b3	7521
b4	7537
b5	7501
b6	7448
b7	7392
b8	7381
b9	7196
b10	7109
b11	7028
b12	6988

C	Nom
c1	7695
c2	7635
c3	7608
c4	7624
c5	7583
c6	7530
c7	7473
c8	7461
c9	7279
c10	7189
c11	7088
c12	7032

S	Nom
s1	6886
s2	6845
s3	6879
s4	6796
s5	6797
s6	6838

BRAKE	Nom
br1	7761
br2	7528
br3	7475
br4	7424
br5	7447
br6	7472
br7	7285
br8	7176
br9	7166
br10	7065
br11	6962
br12	6913
br13	6935

Size M

A	Nom
a1	7996
a2	7937
a3	7910
a4	7926
a5	7875
a6	7817
a7	7753
a8	7737
a9	7550
a10	7450
a11	7364
a12	7325

B	Nom
b1	7913
b2	7853
b3	7826
b4	7843
b5	7806
b6	7751
b7	7694
b8	7683
b9	7491
b10	7400
b11	7317
b12	7275

C	Nom
c1	8001
c2	7940
c3	7913
c4	7931
c5	7891
c6	7836
c7	7778
c8	7766
c9	7576
c10	7483
c11	7379
c12	7320

S	Nom
s1	7168
s2	7124
s3	7160
s4	7074
s5	7075
s6	7118

BRAKE	Nom
br1	8084
br2	7844
br3	7791
br4	7739
br5	7765
br6	7796
br7	7600
br8	7485
br9	7475
br10	7367
br11	7259
br12	7208
br13	7230

DE Anweisung Leinenvermessung Einzelleine

- Leinen werden grundsätzlich unter einer Last von 5daN gemessen.
- Der Bolzendurchmesser für die Einzelleinenmessung beträgt 4mm.

Leinentausch

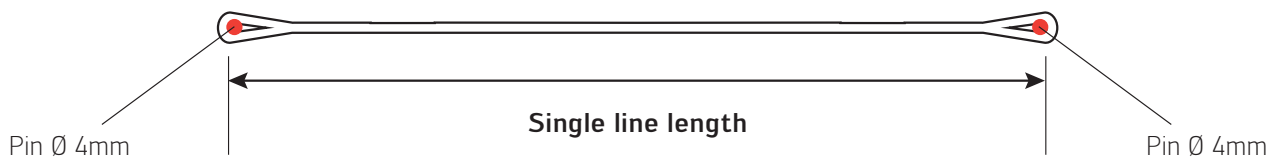
Da sich die Leinenlängen durch Alterung und äußere Einflüsse verändern können, empfehlen wir nach einem Leinentausch, den Gleitschirm zu vermessen.

EN Instructions for line measurement singleline length

- Lines should always measured under a load of 5daN.
- The pin diameter for the single line measurement is 4mm.

Line replacement

Since the line lengths can change due to aging and external influences, we recommend to measure the paraglider after a line replacement.



Pos	XXS	XS	S	M	Material	Colour	Comment
a1	985	1011	1042	1083	Edelrid 8000-50U	natural	double spliced both sides
a2	929	954	984	1024	Edelrid 8000-50U	natural	double spliced both sides
a3	944	969	998	1038	Edelrid 8000-50U	natural	double spliced both sides
a4	957	983	1013	1054	Edelrid 8000-50U	natural	double spliced both sides
a5	911	935	964	1003	Edelrid 8000-50U	natural	double spliced both sides
a6	857	880	908	945	Edelrid 8000-50U	natural	double spliced both sides
a7	828	850	876	911	Edelrid 8000-50U	natural	double spliced both sides
a8	813	835	861	895	Edelrid 8000-50U	natural	double spliced both sides
a9	874	898	925	962	Edelrid 9200-30	natural	double spliced both sides
a10	782	803	828	862	Edelrid 9200-30	natural	double spliced both sides
a11	768	788	812	845	Edelrid 9200-30	natural	double spliced both sides
a12	732	751	775	806	Edelrid 9200-30	natural	double spliced both sides
A1	2153	2209	2277	2367	Edelrid 8000-90U	natural	double spliced both sides
A2	2110	2167	2235	2326	Edelrid 8000-90U	natural	double spliced both sides
A3	1956	2007	2069	2151	Edelrid 8000-90U	natural	double spliced both sides
A4	1925	1977	2038	2121	Edelrid 8000-90U	natural	double spliced both sides
A5	1022	1049	1082	1125	Liros DC60	white	double spliced both sides
A6	957	984	1014	1056	Liros DC60	white	double spliced both sides
AI	3623	3714	3846	4021	Edelrid 8000-230U	natural	double spliced both sides
All	3775	3871	4010	4196	Edelrid 8000-190U	natural	double spliced both sides
Alll	4440	4556	4718	4934	Edelrid 8000-90U	natural	double spliced both sides
b1	976	1001	1032	1073	Edelrid 8000-50U	natural	double spliced both sides
b2	919	943	973	1013	Edelrid 8000-50U	natural	double spliced both sides
b3	935	959	989	1028	Edelrid 8000-50U	natural	double spliced both sides
b4	949	974	1005	1045	Edelrid 8000-50U	natural	double spliced both sides
b5	902	925	954	992	Edelrid 8000-50U	natural	double spliced both sides
b6	851	874	901	937	Edelrid 8000-50U	natural	double spliced both sides
b7	822	843	869	904	Edelrid 8000-50U	natural	double spliced both sides
b8	810	832	858	893	Edelrid 8000-50U	natural	double spliced both sides
b9	867	890	917	954	Edelrid 9200-30	natural	double spliced both sides
b10	784	805	830	863	Edelrid 9200-30	natural	double spliced both sides
b11	764	784	808	841	Edelrid 9200-30	natural	double spliced both sides
b12	725	745	768	799	Edelrid 9200-30	natural	double spliced both sides
B1	2133	2189	2255	2344	Edelrid 8000-90U	natural	double spliced both sides
B2	2088	2144	2211	2302	Edelrid 8000-90U	natural	double spliced both sides
B3	1938	1989	2050	2132	Edelrid 8000-90U	natural	double spliced both sides
B4	1913	1965	2026	2108	Edelrid 8000-90U	natural	double spliced both sides
B5	1012	1039	1071	1114	Liros DC60	white	double spliced both sides
B6	955	981	1012	1053	Liros DC60	white	double spliced both sides
BI	3574	3666	3796	3971	Edelrid 8000-230U	natural	double spliced both sides
BIl	3729	3834	3972	4157	Edelrid 8000-190U	natural	double spliced both sides
BIll	4393	4507	4679	4894	Edelrid 8000-90U	natural	double spliced both sides

Pos	XXS	XS	S	M	Material	Colour	Comment
c1	984	1010	1042	1083	Edelrid 8000-50U	natural	double spliced both sides
c2	927	952	982	1022	Edelrid 8000-50U	natural	double spliced both sides
c3	943	968	998	1037	Edelrid 8000-50U	natural	double spliced both sides
c4	958	984	1014	1055	Edelrid 8000-50U	natural	double spliced both sides
c5	915	939	968	1007	Edelrid 8000-50U	natural	double spliced both sides
c6	864	887	915	952	Edelrid 8000-50U	natural	double spliced both sides
c7	837	859	885	920	Edelrid 8000-50U	natural	double spliced both sides
c8	825	847	873	908	Edelrid 8000-50U	natural	double spliced both sides
c9	881	905	933	970	Edelrid 9200-30	natural	double spliced both sides
c10	796	818	843	877	Edelrid 9200-30	natural	double spliced both sides
c11	777	798	822	855	Edelrid 9200-30	natural	double spliced both sides
c12	723	743	766	796	Edelrid 9200-30	natural	double spliced both sides
C1	2151	2208	2275	2365	Edelrid 8000-90U	natural	double spliced both sides
C2	2107	2164	2232	2323	Edelrid 8000-90U	natural	double spliced both sides
C3	1969	2021	2083	2166	Edelrid 8000-90U	natural	double spliced both sides
C4	1942	1994	2056	2140	Edelrid 8000-90U	natural	double spliced both sides
C5	1027	1054	1087	1130	Liros DC60	white	double spliced both sides
C6	949	976	1007	1048	Liros DC60	white	double spliced both sides
CI	3620	3721	3853	4028	Edelrid 8000-230U	natural	double spliced both sides
CII	3757	3867	4007	4193	Edelrid 8000-190U	natural	double spliced both sides
CIII	4436	4551	4730	4947	Edelrid 8000-90U	natural	double spliced both sides
s1	1193	1225	1262	1313	Edelrid 9200-30	natural	double spliced both sides
s2	892	916	945	982	Edelrid 9200-30	natural	double spliced both sides
s3	925	950	979	1018	Edelrid 9200-30	natural	double spliced both sides
s4	1107	1137	1172	1219	Edelrid 9200-30	natural	double spliced both sides
s5	645	663	684	711	Edelrid 9200-30	natural	double spliced both sides
s6	684	703	725	754	Edelrid 9200-30	natural	double spliced both sides
S1	267	273	282	293	Edelrid 9200-30	natural	double spliced both sides
S2	468	480	495	515	Edelrid 9200-30	natural	double spliced both sides
S	4788	4914	5087	5318	Edelrid 8000-90U	natural	double spliced top side/loop cover bottom (pink)

Pos	XXS	XS	S	M	Material	Colour	Comment
br1	887	935	986	1027	Edelrid 9200-30	natural	
br2	700	718	753	787	Edelrid 9200-30	natural	
br3	682	645	700	734	Edelrid 9200-30	natural	
br4	484	523	538	558	Edelrid 9200-30	natural	
br5	536	544	561	584	Edelrid 9200-30	natural	
br6	718	737	759	790	Edelrid 9200-30	natural	
br7	541	555	572	594	Edelrid 9200-30	natural	
br8	620	637	657	683	Edelrid 9200-30	natural	
br9	612	628	647	673	Edelrid 9200-30	natural	
br10	568	583	601	625	Edelrid 9200-30	natural	
br11	471	483	498	517	Edelrid 9200-30	natural	
br12	503	517	533	555	Edelrid 9200-30	natural	
br13	525	539	555	577	Edelrid 9200-30	natural	
BR1	1268	1373	1413	1466	Edelrid 8000-50U	natural	
BR2	1482	1474	1524	1590	Edelrid 8000-50U	natural	
BR3	941	966	996	1037	Edelrid 8000-50U	natural	
BR4	759	779	802	833	Edelrid 8000-50U	natural	
BR5	697	716	738	768	Edelrid 8000-50U	natural	
BR6	618	635	654	679	Edelrid 8000-50U	natural	
BRI	3405	3592	3764	3993	DC60	white	
BRII	1744	1790	1846	1922	Edelrid 8000-50U	natural	
BRIII	1755	1801	1855	1927	Edelrid 8000-50U	natural	
Brmain2	2011	2101	2233	2409	DC60	white	
Brmain	1600	1600	1600	1600	DFLP200/32	orange	Please add 15cm extra